


SD1440

silicon phototransistor

characteristic :

- Compact, coaxial package with metal shell
- 24° (rated) Angle of acceptance
- Wide sensitivity range
- Wide operating temperature range (-55°C to +125°C)
- Mechanical and spectral matching with infrared LEDs from SE1450 and SE1470.



INFRA-63.TIF

description :

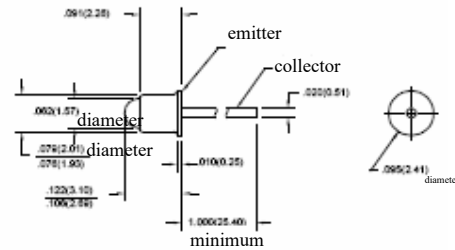
The SD1440 is a silicon phototransistor housed within a coaxial metal package featuring a glass lens. This package may incorporate a tab or second lead for mounting on the housing, serving as optional functionality for (SD1440-XXXL). Both leads are flexible and can be shaped to accommodate various installation configurations.

Dimensions: inches (mm)

Tolerance: 3 plc decimals ± 0.005 (0.12)

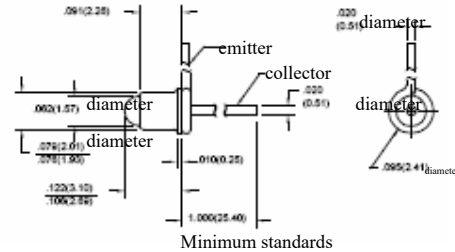
2 plc decimals ± 0.020 (0.51)

SD1440-XXX



DIM_12a.ds4

SD1440-XXXL



DIM_12b.ds4

Electrical characteristics (25°C unless otherwise stated)

parameter	symbol	Minimum value	Standard value	Maximum value	unit	test condition
light current SD1440-001, SD1440-001L SD1440-002, SD1440-002L SD1440-003, SD1440-003L SD1440-004, SD1440-004L	I_L	0.7			mA	$V_{CE}=5V$ $H=5 \text{ mW/cm}^2$ ⁽¹⁾
Collecting electrode dark current	I_{CEO}			100	nA	$V_{CE}=10V, H=0$
Electrode-emitter breakdown voltage	$V_{(BR)CEO}$	30			V	$I_C=100\mu A$
Emitter-collector breakdown voltage	$V_{(BR)ECO}$	5.0			V	$I_E=100\mu A$
Electrode collector-emitter saturation voltage	$V_{CE(SAT)}$			0.4	V	$I_C=0.4 \text{ mA}$ $H=5 \text{ mW/cm}^2$
Angle response ⁽²⁾	Φ		24		° (linear measure)	$I_F = \text{constant}$
Time of rise and fall	t_r, t_f		15		μs	$V_{CC}=5V, I_L=1 \text{ mA}$ $R_L=1000 \text{ k}\Omega$

pour :

1. The radiation source is a tungsten lamp operating at a color temperature of 2870°K.
2. The definition of angular response refers to the total angles included between the semi-sensitivity points.

Absolute maximum rating

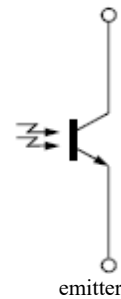
(If no other explanation is given, the atmospheric temperature is 25°C)

Cathode-emitter voltage	30V
Emitter-collector voltage	5V
power dissipation	75 mW ⁽¹⁾
operating temperature range	-55°C to 125°C
Storage temperature range	-65°C to 150
Welding temperature (10 seconds)	°C 260°C

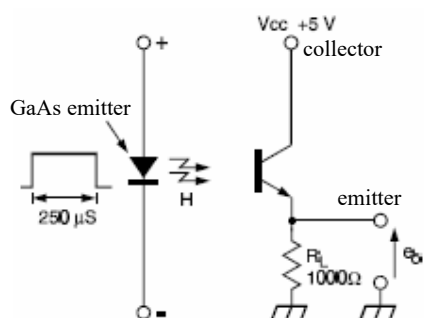
pour :

1. From the atmospheric temperature of 25°C to a linear decrease of 0.71 mW/°C.

schematic
diagram co-
llector

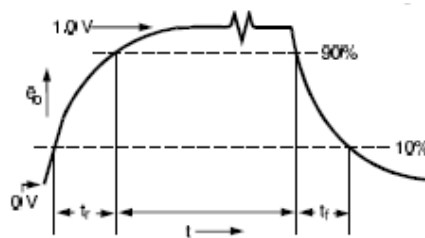


Switch time test circuit



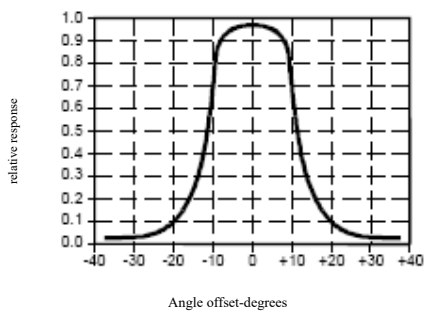
cir_015.cdr

Switching waveform



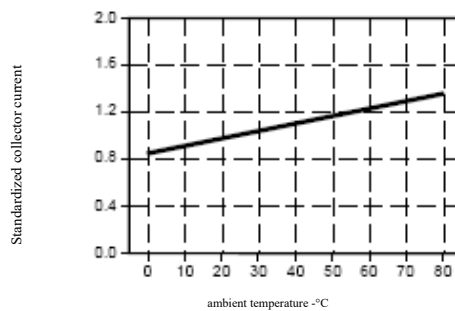
cir_004.cdr

Figure 1 Response to Angle of Bias



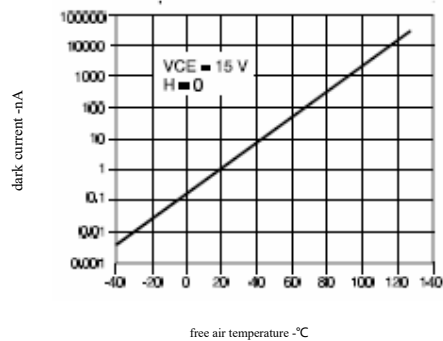
gra_051.ds4

Figure 2. Relationship Between Collector Current and Ambient Temperature



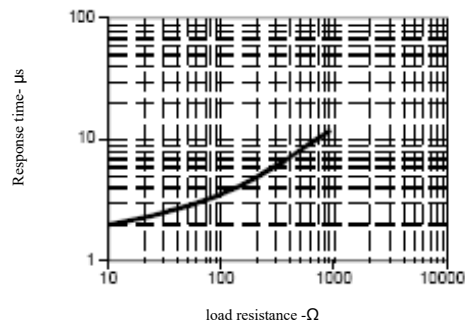
gra_039.ds4

Figure 3. Relationship Between Dark Current and Temperature



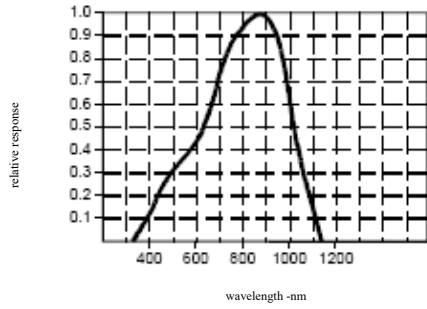
gra_303.cdr

Figure 4. Relationship Between Unsaturated Switching Time and Load Resistance



gra_041.ds4

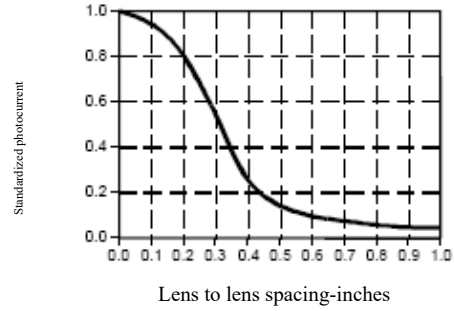
Figure 5. Spectral Responsivity



All performance curves are expressed as standard values

Figure 6. coupling characteristics of SE1450 gra_036.ds4

gra_006.ds4



深圳市杰晟兴电子有限公司 JM Components Limited

地址：深圳市福田区中航路7号鼎诚国际大厦南座2007室
手机：13662266995 马少良 电话：0755-83951311
官网：cn-sensor.com

邮编：518031
传真：0755-83952401
电邮：jackson@jmcomponents.com