

SUITABLE FOR

Applications:

- Transmitters
- Handheld units
- Dataloggers
- Portable probes

Integrated in:

- Electronic enclosures
- Computer rooms
- Incubators
- Provers
- Cold stores

Sensor module for humidity and temperature

HygroClip®

HYGROCLIP®



MAIN FEATURES

- 100% interchangeable
- Digital and analogue interface
- ROTRONIC Humidity Sensor HYGROMER® (0...100% rh)
- Accuracy $\pm 1.5\%$ rh
- Long-term stability $< 1\%$ rh/year
- Temperature sensor Pt100 1/3 DIN
- Optimum price and performance thanks to state of the art ASIC technology
- SWISS-MADE

Why HygroClip?

The high-quality sensor module for measuring humidity and temperature is 100% exchangeable without readjustment and offers many advantages:

- Negligible down times
- Reduced service costs
- World-wide availability ex stock
- Cost-saving problem solution

Compatible equipment

ROTRONIC offers a wide range of ancillary products which make use of the HygroClip.

Maintenance and adjustment of this equipment is not required as the HygroClip can be installed pre-calibrated.

Technical data:

| | | |
|--------------------------------|---|-------------------------|
| Power Supply: | 3,5...50 VDC | |
| Current consumption | < 4 mA | |
| Measuring range: | | |
| Humidity | 0...100 %rh | |
| Temperature | -40...+85 °C | |
| Operating range: | -40...+85 °C | |
| Accuracy at 23°C: | | |
| Humidity | ±1,5 %rh | |
| Temperature | ±0,3 K | |
| Output signal: | | |
| Analogue | 0...100 %rh = 0...1 V | |
| | ROV: -40...+85 °C = -0,4...+0,85 V | -40...+60 °C = 0...+1 V |
| Digital (DIO) | One Wire | |
| Measuring time | < 0,7s (Start-up 3s) | |
| Resolution: | | |
| Humidity | 100 %rh / 12 bit analogue / 16 bit digital | |
| Temperature | 250°C / 12 bit analogue / 16 bit digital | |
| Adjustment: | via PC (EE-Prom) | |
| Sensor: | | |
| Humidity | HYGROMER®-C94 | |
| Temperature | Pt100 1/3 DIN | |
| Output load: | > 10 kOhm | |
| Cable length: | max. 5 m (with booster up to 100 m) | |
| Sensor protection: | Wire filter (20m/s) | |
| Dimensions: | Total length 100mm, D=15mm | |
| Installation type: | Bayonet cap on mounting connector | |
| Protection category: | IP65 | |
| Material, Colour: | Polycarbonate, anthracite Ral 7016 | white |
| EMC compatibility (CE): | EN 50081-2, EN 50082-2 | |
| Ordering data | Description | |
| HygroClip C | HygroClip S with Mounting part MOC | |
| HygroClip S | Sensor module for % rh and °C suitable for MOC and MOK Series | |
| MOC | Mounting connector anthracite for HygroClip S with 30 cm wires | |
| HygroClip C3 | HygroClip S3 with Mounting part MOC 3 | |
| HygroClip S3 | Sensor module for % rh and °C suitable for MOC 3 and MOK Series | |
| MOC 3 | Mounting connector white for HygroClip S3 with 30 cm wires | |

Our HygroClip-Philosophy

Don't lose any time calibrating and readjusting your HygroClip S. With the exchange procedure you receive at an extremely favourable price on a replacement HygroClip (HygroClip R).

The HygroClip R always contains a new humidity sensor and a new filter and it is perfectly adjusted.

To guarantee practically uninterrupted measurement, we recommend that you keep a HygroClip S in reserve.

Our range includes:

- HygroLog data-logger
- HygroLog-D data-logger with display
- A1H integrated hand-held unit
- Hand held probes
- Transmitters with alternative output signals
- Meteorological probes with direct Pt100 output

HygroClip S (anthracite)

HygroClip S3 (white)

MOK/HPH (only for HygroClip S)

The extensive connection range for the HygroClip

Convincing features:

- Bridging large distances
- Signal level matching
- Shielded cables of highest quality
- Flexible connection technology
- Several temperature ranges

The MOK

The MOK is a connection adapter for the HygroClip and produces a cable connection to the HygroClip.

The MOK is also available as converter for the HygroClip output signals. We also offer a version for connecting the HygroClip to a PC port.

Who needs the MOK ?

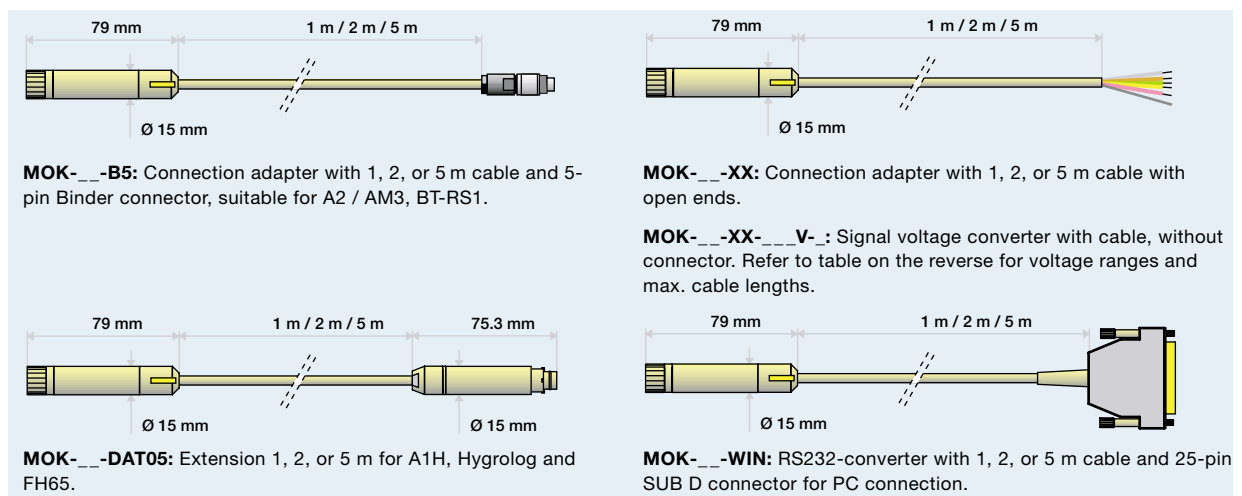
Our HygroClip provides the output signals for relative humidity and temperature as follows: 0...100 % rh = 0...1 VDC; -40...+85 °C = -0.4...+0.85 VDC.

If another signal level is desired, we can offer different ranges (refer to code table).

Several ranges can also be selected for the temperature range.

Our selection of MOKs facilitates adaptation to a large number of controllers, displays, central control units, etc. With some versions connection cables up to 20 m long can be realized.

All MOK at a glance

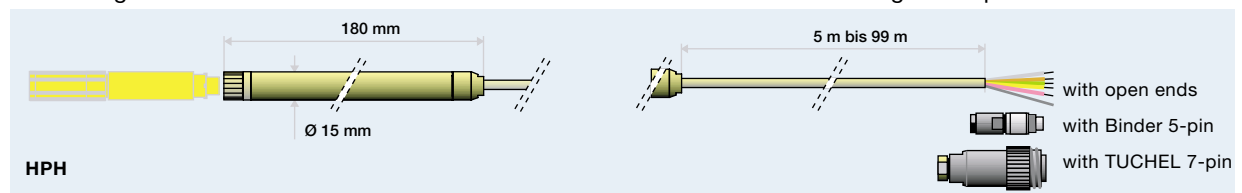


Amplifier HPH (only for HygroClip S)

The HPH amplifier reveals its full strength whenever the HygroClip is at a large distance from the

evaluation or control unit. The analog measuring signals can be transmitted without loss

of accuracy over a distance of up to 100 m thanks to the cable length compensation.



HPH technical data

| | Humidity | Temperature |
|---|---------------------------------|-------------------------------|
| Electronic operating range | 0...100 % | -20...+85 °C |
| Electronic operating range (HygroClip S) | 0...100 % | -40...+85 °C |
| Input signals (HygroClip) | 0...100 %rh = 0...1 V | -40...+85 °C = -0,4...+0,85 V |
| Outputs: | 10 mV/%rh | 10 mV/°C |
| | 0...100 %rh = 0...1 V | -40...+85 °C = -0,4...+0,85 V |
| Supply voltage: | 3,6...35 VDC | |
| Dimensions: | 180 x 15 mm | |
| Connections: | Cable Binder 5-pin Tichel 7-pin | |

Ordering data

HPH-CG05B5

HPH-CG05XX

HPH-CG99XX

Description

Amplifier, 5 m cable with Binder connector 5-pin

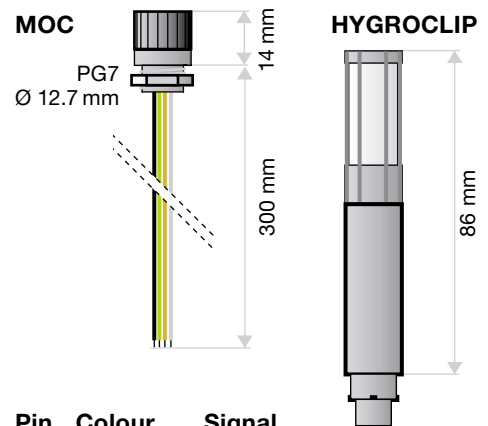
Amplifier, 5 m cable with open ends

Amplifier, 99 m cable with open ends

MOK signal converter technical data

| | Order code for the signal converter MOK |
|-----------------------|---|
| Example | M O K - 0 1 - X X - 0 0 1 V - 1 |
| Basic type | M O K |
| Cable lengths | - |
| 1 m | 0 1 |
| 2 m | 0 2 |
| 5 m | 0 5 |
| 10 m | 1 0 |
| 20 m | 2 0 |
| Cable configuration | - |
| - with open ends | X X |
| Output signal | - |
| 0...1 VDC | 0 0 1 V |
| 0...2.5 VDC | 0 2 5 V |
| 0...5 VDC | 0 0 5 V |
| 0...10 VDC | 0 1 0 V |
| Temperature range, °C | - |
| 0... 100 | 1 |
| -30...+70 | 2 |
| -40...+60 | 3 |

Dimensional diagrams



| Pin | Colour | Signal |
|-----|--------|-------------|
| 1 | brown | Temperature |
| 2 | green | +VDC |
| 3 | black | GND |
| 4 | yellow | DIO |
| 5 | white | Humidity |

| Note on the output | Required supply in VDC* | Max. cable length in m |
|--------------------|-------------------------|------------------------|
| 0...1 VDC | min. 5.5 | 2 |
| 0...2.5VDC | min. 5.5 | 5 |
| 0...5 VDC | min. 10.0 | 10 |
| 0...10 VDC | min. 15.0 | 20 |

Load: 1 kOhm / Volt

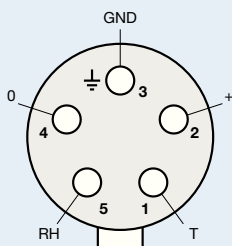
Temperature operating range: -40...+85 °C

* The maximum supply voltage is 26.5 Volt !

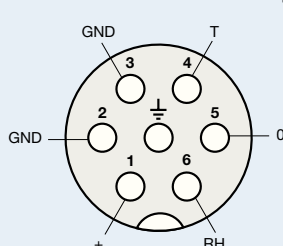
| Order numbers | Description | Suitable for: |
|----------------------|--|---------------------|
| MOK-01-XX | Connection cable 1 m, open ends | |
| MOK-02-XX | Connection cable 2 m, open ends | |
| MOK-05-XX | Connection cable 5 m, open ends | |
| MOK-01-B5 | Connection cable 1 m, 5-pin Binder connector | A2, AM3, BT-RS1 |
| MOK-02-B5 | Connection cable 2 m, 5-pin Binder connector | A2, AM3, BT-RS1 |
| MOK-05-B5 | Connection cable 5 m, 5-pin Binder connector | A2, AM3, BT-RS1 |
| MOK-01-AM | Connection cable 1 m, ALMEMO connector | PA 20, LA 8 |
| MOK-02-AM | Connection cable 2 m, ALMEMO connector | PA 20, LA 8 |
| MOK-05-AM | Connection cable 5 m, ALMEMO connector | PA 20, LA 8 |
| MOK-_-_-_-V_- | Signal voltage converter, See above table for coding | |
| MOK-01-WIN | RS232 adapter, 1 m cable, 25-pin SUB D-connector | PC, RS232 interface |
| MOK-02-WIN | RS232 adapter, 2 m cable, 25-pin SUB D-connector | PC, RS232 interface |
| MOK-05-WIN | RS232 adapter, 5 m cable, 25-pin SUB D-connector | PC, RS232 interface |
| MOK-01-DAT05 | Extension cable 1 m, with HygroClip connectors | A1H, Hygrolog, FH65 |
| MOK-02-DAT05 | Extension cable 2 m, with HygroClip connectors | A1H, Hygrolog, FH65 |
| MOK-05-DAT05 | Extension cable 5 m, with HygroClip connectors | A1H, Hygrolog, FH65 |

Drawings

Cable connections Binder 5-pin



Cable connections Tuchel 7-pin



Cable/signal colours

| Signal | B5 | T7 | Cable colour |
|-------------|----|-----|--------------|
| +VDC | 2 | 1 | green |
| GND | 3 | 2,3 | shield |
| Comp. | 3 | 5 | yellow |
| Temperature | 1 | 4 | brown |
| Humidity | 5 | 6 | white |
| DIO | 4 | E | red |

深圳市杰晟兴电子有限公司 JM Components Limited

地址: 深圳市福田区中航路7号鼎诚国际大厦南座2007室

手机: 13662266995 马少良 电话: 0755-83951311

官网: cn-sensor.com

邮编: 518031

传真: 0755-83952401

电邮: jackson@jmcomponents.com