



## Plastic Encapsulated Infrared LED

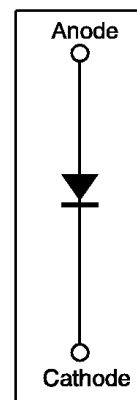
Encapsulation form	model	Wave-length (mm) Note 1	Beam divergence Angle (°) Note 2	output power				direct voltage		Minimum reverse breakdown voltage (V) @I <sub>r</sub> = 10 u A	light spec- width (mm)
				least value	crest value	Unit note 3	Test conditions @I <sub>F</sub> (mA)	crest value (V)	Test conditions @I <sub>F</sub> (mA)		
 T-1 Packaging	SEP8505-001	935	15	0.5		mW/cm2	20	1.5	20	3.0	50
	SEP8505-002	935	15	1.0	4.0	mW/cm2	20	1.5	20	3.0	50
	SEP8505-003	935	15	2.0	4.0	mW/cm2	20	1.5	20	3.0	50
	SEP8705-001	880	15	0.54		mW/cm2	20	1.7	20	3.0	80
	SEP8705-002	880	15	1.4	5.6	mW/cm2	20	1.7	20	3.0	80
	SEP8705-003	880	15	2.7	7.8	mW/cm2	20	1.7	20	3.0	80
 Side light plastic sealing	SEP8506-001	935	50	0.05	0.36	mW/cm2	20	1.5	20	3.0	50
	SEP8506-002	935	50	0.33	0.52	mW/cm2	20	1.5	20	3.0	50
	SEP8506-003	935	50	0.45	0.90	mW/cm2	20	1.5	20	3.0	50
	SEP8706-001	880	50	0.20		mW/cm2	20	1.7	20	3.0	80
	SEP8706-002	880	50	0.45	2.60	mW/cm2	20	1.7	20	3.0	80
	SEP8706-003	880	50	0.65		mW/cm2	20	1.7	20	3.0	80

Note 1: The wavelength of 935nm is GaAs (gallium arsenide) and 880nm is AlGaAs (aluminum gallium arsenide)

Note 2: The beam divergence Angle is defined as the angle between the half-light power lines

Note 3: mW/cm2 The light power measurement point is at the 2.64 mm aperture 13.6 mm from the top of the lens

abbreviated drawing

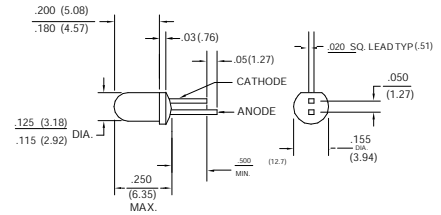


# Plastic Encapsulated Infrared LED

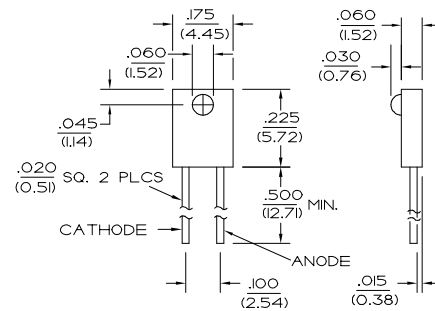
Temperature drift of spectrum nm / °C	Time $\mu$ S of luminous rise and fall	Maximum continuous positive current in mA	Maximum power consumption mW	Working temperature range. °C	A receiver that matches the external and spectral spectra
0.3	0.7	50	70	-40 to 85	SDP8405 Photoelectric triode SDP8105 Photoelectric Darlington tube
0.3	0.7	50	70	-40 to 85	
0.3	0.7	50	70	-40 to 85	
0.2	0.7	50	70	-40 to 85	SDP8406 Photoelectric triode SDP8106 Photoelectric Darlington tube SDP8000/ 8600 photoelectric Schmitt tube
0.2	0.7	50	70	-40 to 85	
0.2	0.7	50	70	-40 to 85	
0.3	0.7	50	100	-40 to 85	SDP8406 Photoelectric triode SDP8106 Photoelectric Darlington tube SDP8000/ 8600 photoelectric Schmitt tube
0.3	0.7	50	100	-40 to 85	
0.3	0.7	50	100	-40 to 85	
0.2	0.7	50	100	-40 to 85	SDP8406 Photoelectric triode SDP8106 Photoelectric Darlington tube SDP8000/ 8600 photoelectric Schmitt tube
0.2	0.7	50	100	-40 to 85	
0.2	0.7	50	100	-40 to 85	

## Encapsulation Physical Dimensions

All Sizes Are in Inches (millimeters)



SEP8505/8705



SEP8506/8706

## 深圳市杰晟兴电子有限公司 JM Components Limited

地址：深圳市福田区中航路7号鼎诚国际大厦南座2007室

手机：13662266995 马少良 电话：0755-83951311

官网：cn-sensor.com

邮编：518031

传真：0755-83952401

电邮：jackson@jmcomponents.com