

Liquid Level Switches


Industrial Glass Tip Series; LLG810D3-003

FEATURES

- Liquid level switches that can detect almost any liquid type; oil or water based
- Suitable for harsh environments; robust stainless steel housing and glass tip
- Compact size
- Standard mounting thread; 1/2" NPT

BENEFITS

- Suitable for use in high pressure applications
- Suitable for use in aggressive environments
- Direct load drive

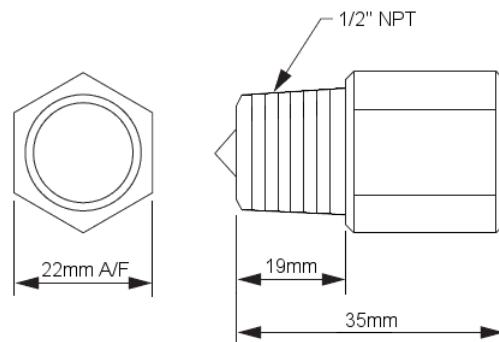


TECHNICAL SPECIFICATIONS

Supply voltage (Vs)	4.5V _{DC} to 15.4V _{DC} (±5%)
Supply current (Is)	2.5mA max. (Vs = 15.4V _{DC})
Output sink and source current (Iout)	1A
Operating temperature ¹	-40°C to +125°C
Operating pressure	0—85 bar
Housing material	Stainless steel housing with glass tip
Sensor termination	20AWG, 250mm PTFE wires, 8mm tinned

OUTLINE DRAWING

All dimensions shown in mm.



OUTPUT VALUES

Output Voltage² (Vout):	Iout = 1A
Vs = 4.5—15.4V_{DC}	
Output High	Vout = Vs - 1.5V max
Output Low	Vout = 0Vs + 0.5V max

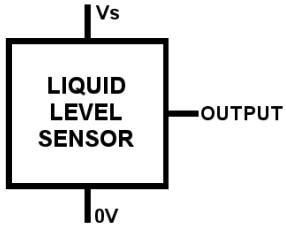
Other sensor options available on request, email: sales@apollounion.com

Need help? Ask the expert
0755-83680810-819



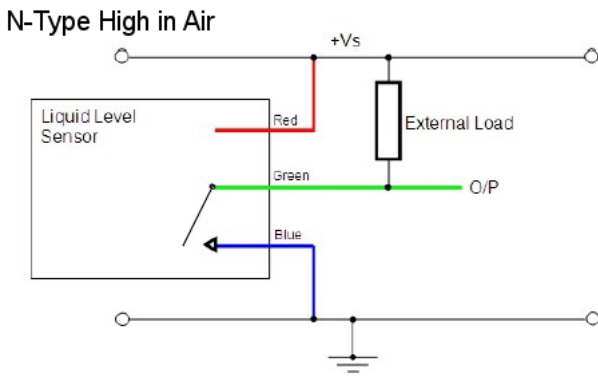
深圳市新世联科技有限公司

ELECTRICAL INTERFACE



Wire	Designation
Red	Vs
Green	Output
Blue	0V

CIRCUIT DIAGRAM



! CAUTION: Take care when connecting loads. The minimum load impedance should not exceed $V_s/\text{max current}$.
Note: Shorting the output to V_s will result in irreparable damage to the sensor.

HOUSING SPECIFICATIONS

	Description
Thread	1/2" NPT ¹
Pressure ²	85 bar maximum
Mounting Angle	Mount horizontally (0°) or up to 45° from horizontal (tip downwards) only
Tightening Torque ³	Hand-tighten, then torque one turn (maximum) past engagement

Notes:

1. NPT thread can be sealed with a curing type thread sealant such as "Loctite 565" with primer "N". Do not use PTFE tape.
2. When correctly sealed.
3. Do NOT over-tighten as this can permanently damage the sensor.

ORDER INFORMATION

Specify the part number listed below when ordering.

L L G 8 1 0 D 3 - 0 0 3

! CAUTION

Do not exceed maximum ratings and ensure sensor(s) are operated in accordance with their requirements. Carefully follow all wiring instructions. Incorrect wiring can cause permanent damage to the device. SST Sensing Ltd recommend using Freon and alcohol based cleaning agents. Do NOT use chlorinated solvents such as trichloroethane as these are likely to attack the sensor materials.
Failure to comply with these instructions may result in product damage.

i INFORMATION

As customer applications are outside of SST Sensing Ltd.'s control, the information provided is given without legal responsibility. Customers should test under their own conditions to ensure that the equipment is suitable for their intended application.

For technical assistance or advice, please email:
sales@apollounion.com

General Note: SST Sensing Ltd. reserves the right to make changes to product specifications without notice or liability. All information is subject to SST Sensing Ltd.'s own data and considered accurate at time of going to print.

深圳市新世联科技有限公司