

## Model 4332 Accelerometer

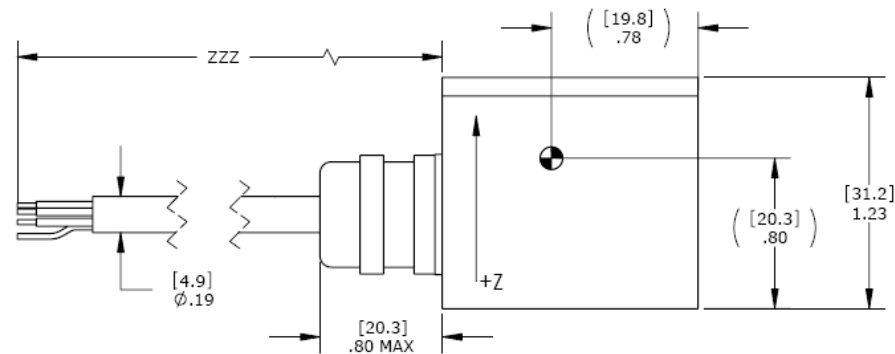
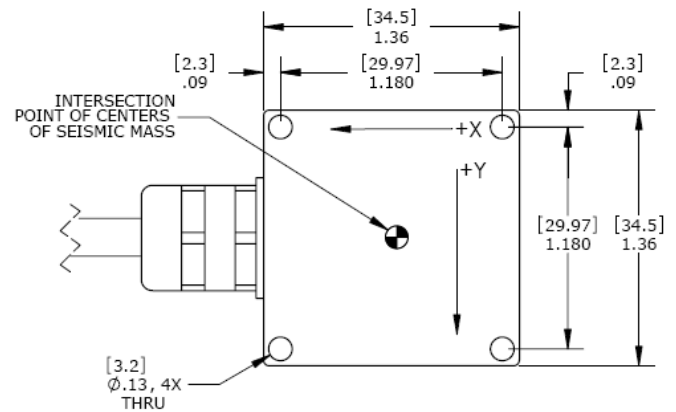


MEMS Triaxial Accelerometer  
 Temperature Calibrated  
 IP68 Protection  
 Low Noise, High Resolution

The Model 4332 is a low noise triaxial accelerometer offering both static and dynamic response. The accelerometer is packaged in an anodized aluminum housing and is offered in  $\pm 2g$  &  $\pm 5g$  range. The model 4332 features an integral cable and is certified to IP68 protection. The accelerometer incorporates a 50Hz LP filter and an operating temperature range of  $-40^{\circ}\text{C}$  to  $+85^{\circ}\text{C}$ .



### dimensions



### FEATURES

- Low Noise, High Signal-to-Noise
- Three Independent Circuits
- Low Current Consumption
- $\pm 2g$  &  $\pm 5g$  Dynamic Range
- DC Response
- Temperature Compensation

### APPLICATIONS

- Transportation Measurements
- Structural Monitoring
- Bridge Monitoring
- Low Frequency Applications
- Motion Analysis

# Model 4332 Accelerometer

## performance specifications

All values are typical at +24°C, 100Hz and 12Vdc excitation unless otherwise stated. Measurement Specialties reserves the right to update and change these specifications without notice. Standard product parameters are described in PSC-1004 for Plug & Play DC Accelerometers.

Parameters			Notes
<b>DYNAMIC</b>			
Range (g)	±2	±5	
Sensitivity (mV/g)	1000	400	±10%
-3dB Cutoff Frequency (Hz)	50 +20/-0	50 +20/-0	
Rolloff Above Cutoff Frequency (dB/dec)	-40	-40	
Natural Frequency (Hz)	700	700	
Non-Linearity & Hysteresis (%FSO)	±0.5	±0.5	
Transverse Sensitivity (%)	<3	<3	<2 Typical
Damping Ratio	0.7	0.7	
Shock Limit (g)	5000	5000	
<b>ELECTRICAL</b>			
Zero Acceleration Output (V)	2.5 ±0.1	2.5 ±0.1	
Excitation Voltage (Vdc)	5 to 30	5 to 30	
Excitation Current (mA)	<15	<15	
Full Scale Output Voltage Swing (Vdc)	0.5 to 4.5	0.5 to 4.5	
Output Impedance (Ω)	<100	<100	
Insulation Resistance (MΩ)	>50	>50	@50Vdc
Turn On Time (msec)	<100	<100	
Residual Noise (µg)	80	50	0.1 to 100Hz
Ground Isolation	Isolated from Mounting Surface		
<b>ENVIRONMENTAL</b>			
Thermal Zero Shift (%FSO/°C)	±0.04		0 to +65°C
Thermal Sensitivity Shift (%/°C)	±0.04		0 to +65°C
Operating Temperature (°C)	-40 to 85		
Compensated Temperature (°C)	0 to 65		
Storage Temperature (°C)	-40 to 85		
<b>PHYSICAL</b>			
Case Material	Anodized Aluminum		
Cable	PVC Insulated Leads, Braided Shield, PVC Jacket		
Weight (grams)	<100		
Mounting	4x #4 or M3 Screws		
Mounting Torque	6 lb-in (0.7 N-m)		
AWG (model 4332)	6x 0.14 mm <sup>2</sup>		
<b>Calibration supplied:</b>	CS-FREQ-0100	NIST Traceable Amplitude Calibration from 1Hz to 100Hz	
<b>Supplied accessories:</b>	4x #4-40 (1 ½" length) Socket Head Cap Screw and Washer		
<b>Optional accessories:</b>	101	Three Channel DC Signal Conditioner Amplifier	

The information in this sheet has been carefully reviewed and is believed to be accurate; however, no responsibility is assumed for inaccuracies. Furthermore, this information does not convey to the purchaser of such devices any license under the patent rights to the manufacturer. Measurement Specialties, Inc. reserves the right to make changes without further notice to any product herein. Measurement Specialties, Inc. makes no warranty, representation or guarantee regarding the suitability of its product for any particular purpose, nor does Measurement Specialties, Inc. assume any liability arising out of the application or use of any product or circuit and specifically disclaims any and all liability, including without limitation consequential or incidental damages. Typical parameters can and do vary in different applications. All operating parameters must be validated for each customer application by customer's technical experts. Measurement Specialties, Inc. does not convey any license under its patent rights nor the rights of others.

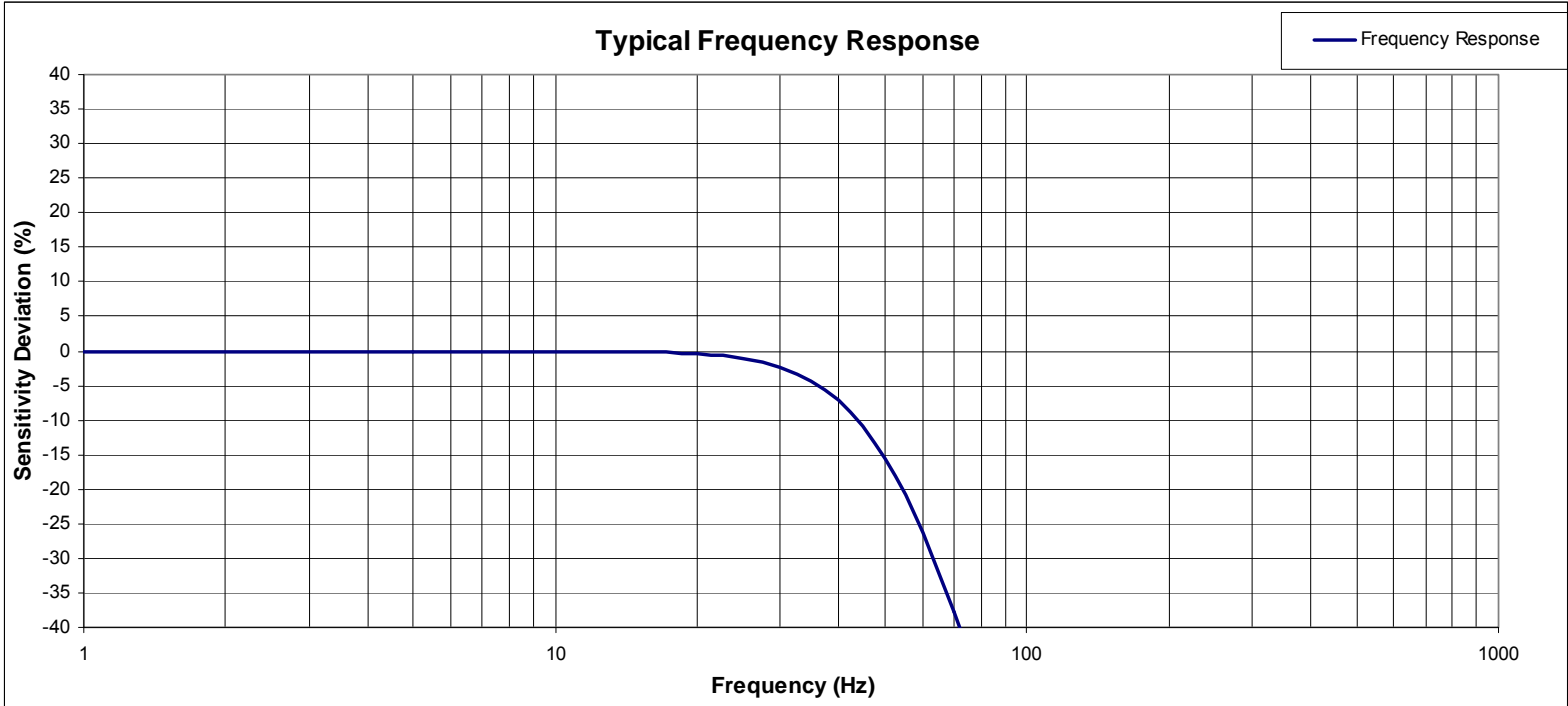
## schematic

### 4332 Schematic

WIRE DESIGNATIONS: WHITE = INPUT (EXCITATION)  
BROWN = OUTPUT X AXIS  
GREEN = OUTPUT Y AXIS  
PINK = OUTPUT Z AXIS  
YELLOW = COMMON (CIRCUIT GROUND)  
GRAY = NO CONNECTION

# Model 4332 Accelerometer

## performance specifications



## ordering info

PART NUMBERING Model Number+Range+ Cable Length (as applicable)

4332-GGG-CCC

    |    |  
    |    |\_\_\_\_ Cable (120 is 120 inches)  
    |\_\_\_\_ Range (002 is 2g)

Example: 4332-002-120

Model 4332, 2g, 120" Cable

**深圳市杰晟兴电子有限公司 JM Components Limited**

地址：深圳市福田区中航路7号鼎诚国际大厦南座2007室

手机：13662266995 马少良 电话：0755-83951311

官网：cn-sensor.com

邮编：518031

传真：0755-83952401

电邮：jackson@jmcomponents.com